

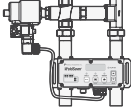


WeldSaver™

Product Configuration Form

Product Series	 WeldSaver 5 No keypad or display	OR	 WeldSaver 6 Local keypad with display	OR	 WeldSaver 6 +Drawback With coolant drawback valve
SELECT OPTIONS BELOW					
Network Interface	EtherNet/IP™		PROFINET®		
Number of Network Ports	Single		Dual		
Default IP Address	172.24.1.1		Other (please specify):		
Firmware/Bitmap Version	Standard		Other (please specify):		
Water Fittings	BSPP (G) 3/4" female		NPT 3/4" female		NPT 3/4" male
Shutoff Valve	Electric solenoid valve		Pneumatic angle seat valve		None – M12 connector only
	Pneumatic drawback valve (WeldSaver 6 +Drawback only)				
	None – cable only (please specify connector):				
Temperature Measurement	Yes		No		
Units of Measure	LPM / °C		GPM / °F		
Flow Parameters	Default Value		Custom Value (please specify)		
Flow Warning	11.4 LPM / 3.0 GPM				
Flow Fault	7.6 LPM / 2.0 GPM				
Slow Leak Difference	3.8 LPM / 1.0 GPM				
Slow Leak Delay	4000 msec				
Stabilization Delay	4 sec	1 sec	2 sec	6 sec	8 sec
Leak Response Sensitivity	Normal	Slowest	Slow	Fast	Fastest
Other Requirements/Requests					
Quantity to be Quoted	1		Other (please specify):		

NAME: _____

TITLE: _____

EMAIL: _____

DIVISION: _____

PHONE: _____

COMPANY: _____

Please send this completed form to WeldSaver Applications Support at weldsaver@proteusind.com.



Proteus Industries Inc.
 340 Pioneer Way, Mountain View, CA 94041
 Tel: (650) 964-4163 Fax: (650) 965-0304
www.proteusind.com sales@proteusind.com

Information in this document was correct at the time of printing; however, specifications are subject to change as Proteus Industries' continuous improvement processes establish new capabilities.

© Proteus Industries Inc. All rights reserved. All other company and product names may be trademarks of their respective companies.

MKT00127 Rev 003 03/2021